


WA Mobile Laser Cart



Patrick Wittbrodt - President
Wittbrodt and Associates Inc.

LPT1 Laser Projector



Locking Cabinets



Swivel and Locking Casters

WA Mobile Laser Cart

WA Laser Cart has locking swivel casters for mobility, maneuverability and steadiness. [\(See page 1\)](#)

The LPT Laser Projector is adjustable upwards from approx 6 feet to over 18 feet by a Genie Super Hoist which operates from a 20lb Co2 tank that is attached inside the mobile cart. *(Co2 Tank is not shipped with the unit).* [\(See page 2\)](#)

The Genie hoist controls are easily accessible from inside the cabinet door. The Co2 Valve assembly is attached to the tank, along with the quick disconnect hoses. [\(See page 3\)](#)

The LPT Projector is attached to the Genie Super hoist by a WA Custom Adapter bracket constructed from 2"dia aluminum stock. [\(See page 4\)](#)

When LPT Laser Projector is not in use, it can be loaded onto the lower pull out tray and securely locked in the cabinet. [\(See page 4\)](#)

The electrical power supply is connected to a 550watt, 8 outlet - Uninterrupted Power Supply (UPS) to prevent data loss and protect the LPT on-board Computer from power loss or electrical surges.




WARNING


DO NOT ATTEMPT TO MOVE THE LASER CART WITH THE LPT LASER PROJECTOR ATTACHED TO THE HOIST AND THE HOIST EXTENDED UP. BRING THE LPT LASER TO THE DOWN POSITION BEFORE MOVING THE LASER CART.

WA Mobile Laser Cart


Hoist Handle green hose attaches to the quick disconnect valve at the valve assembly.



Hoist Handle red hose attaches to the quick disconnect valve at the bottom of the Genie Hoist.




Hoist Handle attaches inside the cabinet door.



UP & Down



Co2 Valve Assembly, quick release hoses and hoist controls comes with WA Mobile Cart




Co2 Tank holding bracket is attached inside the cabinet.

WA Mobile Laser Cart



The LPT Projector is attached to the Genie Super hoist by a WA Custom Adapter bracket constructed from 2" dia aluminum stock with a CRS custom treaded handle.

When LPT Laser Projector is not in use, it can be loaded onto the lower pull out tray and securely locked in the cabinet. Both Cabinets are keyed with the same locks.



The WA Laser Cart has (2) additional drawers to store other items such as the LPT Laser Targets, power supply cable, KVM Extender, monitor, keyboard & mouse or any other items.

